



Fiorella

Nuzzo V., Dell'Aglio M., Capogrossi A., Rotundo A., 2015. Fiorella. In: Italian Vitis Database, www.vitisdb.it, ISSN 2282-006X

release 13/07/2015, **Last update** 13/07/2015 **url** <http://vitisdb.it/accessions/show/16112>

Information managed by

Dipartimento delle Culture Europee e del Mediterraneo: Architettura, Ambiente, Patrimoni Culturali (DiCEM)

Acknowledgments

Fondazione Ager (Ager Foundation). PSR della Regione Basilicata 2007-2013, fondo FEASR, Misura 124 Health Check, progetto SALBIOVIT". CUP G58F13000420007. Si ringrazia il sig. Pirrone Luigi per la disponibilita' mostrata durante le fasi di rilievo dati.

General information

name Fiorella **code** ITA417-FRLL_B_PRRN
country of selection Italia **region of selection** Basilicata
province of selection Potenza **locality of selection** Tito Scalo
holding institution Dipartimento delle Culture Europee e del Mediterraneo: Architettura, Ambiente, Patrimoni Culturali (DiCEM)
collection vineyard Vigneto Pirrone

Variety & clone

type of origin spontanea **genera** Vitis
specie Vitis vinifera **subspecie** sativa
variety Fiorella **variety code** IVD-var_320
clone not available
trueness to type confirmed by SSR-markers

Trueness to type

True-name

confirmed **yes**

Trueness to type confirmed by ampelography

confirmation by ampelography **not checked**

Trueness to type confirmed by SSR-markers

confirmation by SSR-markers **confirmed**

compared loci **9**

identical loci **9**

discrepancies **n.a.**

Standardized microsatellite profile

loci:	predefined loci (9)																	
SSR locus:	VVS2		VVMD5		VVMD7		VVMD27		VrZAG62		VrZAG79		VVMD25		VVMD28		VVMD32	
allele:	A1	A2	A1	A2	A1	A2	A1	A2	A1	A2	A1	A2	A1	A2	A1	A2	A1	A2
size:	145	157	225	225	247	249	179	185	190	190	243	257	242	242	221	221	253	273

Images



shoot



bud



leaf



leafUs



leafs



petiol sinus



bunch






berry



seed

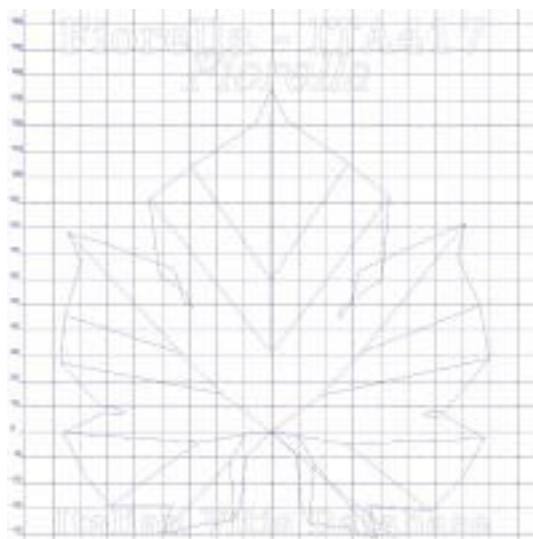
Ampelography

OIV	description	value		images
004	Young Shoot: density of prostrate hairs on tip	5	medium	
007	Shoot: color of dorsal side of internodes	1	green	
008	Shoot: color of ventral side of internodes	2 / 1	green and red / green	
016	Shoot: number of consecutive tendrils	1	2 or less	
051	Young leaf: color of the upper side of blade (4 th leaf)	2 / 1	yellow / green	
053	Young leaf: density of prostrate hairs between main veins on lower side of blade (4th leaf)	3	low	
067	Mature leaf: shape of blade	2	wedge-shaped	
068	Mature leaf: number of lobes	3 / 2	five / three	
070	Mature leaf: area of anthocyanin coloration of main veins on upper side of blade	1	absent	
075	Mature leaf: blistering of upper side of blade	3	weak	
076	Mature leaf: shape of teeth	5	mixture between both sides straight (note 2) and both sides convex (note 3)	
079	Mature leaf: degree of opening / overlapping of petiole sinus	3	open	
080	Mature leaf: shape of base of petiole sinus	3	V-shaped	
081-1	Mature leaf: teeth in the petiole sinus	1	none	
081-2	Mature leaf: petiole sinus base limited by veins	1	not limited	
083-2	Mature leaf: teeth in the upper lateral sinuses	1	none	
084	Mature leaf: density of prostrate hairs between the main veins on lower side of blade	3	low	
087	Mature leaf: density of erect hairs on main veins on lower side of blade	3	low	
151	Flower: sexual organs	3	fully developed stamens and fully developed gynoecium	
155	Shoot: fertility of basal buds (buds 1-3)	5	medium (1,1-1,3)	
202	Bunch: length (peduncle excluded)	5	medium	
204	Bunch: density	5	medium	
208	Bunch: shape	2	conical	
220	Berry: length	3	short	

221	Berry: width	3	narrow
223	Berry: shape	2	globose
225	Berry: color of skin	1	green yellow
231	Berry: intensity of flesh anthocyanin coloration	1	none or very weak
236	Berry: particularity of flavor	1	none
241	Berry: formation of seeds	3	complete



Ampelometry



ampelometric leaf

OIV

OIV	PDF	description	value	
601	PDF	Mature leaf: length of vein N1	5	medium (135 mm)
602	PDF	Mature leaf: length of vein N2	5	medium (105 mm)
603	PDF	Mature leaf: length of vein N3	5	medium (75 mm)
604	PDF	Mature leaf: length of vein N4	3	short (25 mm)
605	PDF	Mature leaf: length petiole sinus to upper lateral leaf sinus	5	medium (70 mm)
606	PDF	Mature leaf: length petiole sinus to lower lateral leaf sinus	5	medium (60 mm)
607	PDF	Mature leaf: angle between N1 and N2 measured at the first ramification	5	medium (46°-55°)
608	PDF	Mature leaf: angle between N2 and N3 measured at the first ramification	5	medium (46°-55°)
609	PDF	Mature leaf: angle between N3 and N41 measured at the first ramification	5	medium (46°-55°)
610	PDF	Mature leaf: angle between N3 and the tangent between petiole point	7	large (56°-70°)
611	PDF	Mature leaf: length of vein N5	3	short (25 mm)
612	PDF	Mature leaf: length of tooth N2	5	medium (14 mm)
613	PDF	Mature leaf: width of tooth N2	5	medium (14 mm)
614	PDF	Mature leaf: length of tooth N4	3	short (10 mm)
615	PDF	Mature leaf: width of tooth N4	5	medium (14 mm)
616	PDF	Mature leaf: number of teeth between the tooth tip of N2 and the tooth tip of the first secondary vein of N2 including the limits	5	medium (about 5-6)
617	PDF	Mature leaf: length between the tooth tip of N2 and the tooth tip of the first secondary vein of N2	5	medium (46-55 mm)
618	PDF	Mature leaf: opening/overlapping of petiole sinus	3	open (about -15 mm)

Superampelo

distances		
descriptor	value	standard deviation
Leaf length Including the petiole	222.900	21.700
Petiole length	88.500	8.500
Leaf length	178.000	18.800
Leaf width	156.500	11.500
Distance between the ends of veins N3 and N3'	154.200	10.800
Distance between the ends of veins N4 and N4'	78.400	7.000
Length of vein N1	134.500	13.500
Distance between the ends of veins N2 and N2'	145.800	16.100
Length of vein N2'	108.400	11.900
Length of vein N3	78.200	5.200
Width of petiole sinus / Distance between points SP and SP'	-22.600	4.800
Length of vein N2	108.500	8.400
Distance between petiole point and end of vein N4'	56.600	6.900
Length of vein N4	49.900	3.900
Length of vein N3'	76.200	7.200
Distance between petiole point and end of vein N4	57.400	5.100
Length of vein N5'	23.800	3.300
Vein N3, length from the petiole sinus to vein N4	9.700	2.000
Length of vein N4'	49.400	5.700
Length of vein N5	24.100	4.100
Distance from the petiole sinus to the upper left sinus	56.900	14.700
Distance from the petiole sinus to the lower right sinus	56.200	11.000
Vein N3', length from the petiole sinus to vein N4'	9.700	2.000
Distance from the petiole sinus to the upper right sinus	51.000	12.200
Distance between the tooth tip of N2' and the tooth tip of the first ramification (secondary vein) of N2'	52.500	7.000
Distance from the petiole sinus to the lower left sinus	54.300	10.200
Distance between the tooth tip of N2 and the tooth tip of the first ramification (secondary vein) of N2	49.300	5.700
Height of the tooth on the end of N2	12.700	1.800
Altezza del dente posto all'estremità di N2'	12.200	2.000
Base of the tooth located at the end of N2	13.100	1.600
Base of the tooth located at the end of N2'	12.100	1.800
Height of the tooth on the end of N4	11.900	1.700
Height of the tooth on the end of N4'	10.500	1.800
Base of the tooth located at the end of N4	12.500	2.000
Base of the tooth located at the end of N4'	12.200	2.500

angles		
descriptor	value	standard deviation
Angle between N2 and N3 measured at the petiole point and between N2 and N3 tooth tip	67.100	6.200
Angle between N2 and N3 measured at the petiole point and between N2' and N3' tooth tip	67.500	6.300
Angle between N1 and N2 measured at the first bifurcation	51.200	5.200
Angle between N2 and N3' measured at the first bifurcation	44.800	6.100
Angle between N3 and N4 at the first fork of N3	51.600	7.200
Angle between N1 and N2' measured at the first bifurcation	50.300	4.100
Angle between N2 and N3 measured at the first bifurcation	47.600	6.200
Angle between N1' and N2' measured at the ends of the veins	43.600	5.200
Angle between N3' and N4'	52.600	4.600
Angle between N1 and N2 measured at the ends of the veins	40.900	3.300
Angle between N2' and N3' measured at the ends of the veins	46.500	3.800
Angle between N3 and N4 measured at the ends of the veins	45.600	3.800
Angle between N2 and N3 measured at the ends of the veins	51.100	3.400
Angle between D and D' with the center in N1	92.300	8.900
Angle between S and S' with the center in N1	34.800	13.800
Angle between N3' and N4' measured at the ends of the veins	44.700	4.000
Angle of opening of the petiole sinus measured at SP and at SP'	42.000	11.300
Angle between I and I' with the center in N1	46.300	7.300
Sum of the angles alpha + beta	98.800	6.700
Sum of the angles alpha' + beta'	95.200	8.200
Sum of the angles alpha + beta + gamma	150.400	12.200
Sum of the angles alpha' + beta' + gamma'	147.800	11.900

rations		
descriptor	value	standard deviation
Multiplication between length and width of the leaf	28018.700	4872.700
Ratio between the distance from the sinus and the length of the vein N2	0.469	0.098
Ratio between the distance from the sinus and the length of the vein N2'	0.530	0.143
Ratio between length and width of the leaf	1.135	0.052
Ratio between the length of the petiole OP and the length of the vein N1	0.659	0.026
Ratio between the length of the vein N2 and the length of the vein N1	0.809	0.036
Ratio between the length of the vein N2' and the length of the vein N1	0.808	0.062
Ratio between the distance from the petiole sinus to the lower right sinus OI and the length of vein N3	0.716	0.121
Ratio between the distance from the petiole sinus to the lower left sinus OI' and the length of vein N3'	0.712	0.115
Ratio between the length of the vein N4 and the length of the vein N1	0.373	0.031
Ratio between the length of the vein N4' and the length of the vein N1	0.369	0.033
Ratio between the length of the vein N3 and the length of the vein N1	0.584	0.034
Ratio between the length of the vein N3' and the length of the vein N1	0.568	0.039
Ratio between the sum of the angles a + b and the sum of the distance between the petiole sinus and upper right sinus OS and the petiole sinus and lower right lower right sinus OI	0.017	0.004
Ratio between the sum of the angles a' + b' and the sum of the distance between the petiole sinus and upper right sinus OS' and the petiole sinus and lower right lower right sinus OI'	0.016	0.004
Ratio between the length of the vein N5 and the length of the vein N1	0.180	0.028
Ratio between the length of the vein N5' and the length of the vein N1	0.178	0.025
Ratio between the height and the base of the tooth at the end of the vein N2	0.972	0.127
Ratio between the height and the base of the tooth at the end of the vein N2'	1.004	0.129
Ratio between the height and the base of the teeth of the right side	1.046	0.158
Ratio between the height and the base of the teeth of the left side	1.073	0.115
Media height of the teeth of the right side	8.386	0.765
Media of the base of the teeth of the right side	8.146	1.188
Ratio between the height and the base of the tooth at the end of the vein N4	0.968	0.215
Ratio between the height and the base of the tooth at the end of the vein N4'	0.878	0.113
Media height of the teeth of the left side	8.755	1.422
Media of the base of the teeth of the left side	8.164	0.966

no descriptors available for Fiorella

Agronomic

no descriptors available for Fiorella

Berry polyphenols

no polyphenolic descriptors available for Fiorella

Berry aroma

no aroma descriptors available for Fiorella

Other descr.

no other descriptors available for Fiorella

Accessions of the same variety (1)

- Fiorella - Dipartimento delle Culture Europee e del Mediterraneo: Architettura, Ambiente, Patrimoni Culturali (DiCEM)